





-  Area 1 = General work (Paint & Carpet)
-  Area 2 = New office in breezeway.
-  Area 3 = Major Renovation throughout
-  Area 4 = Council Chambers and A/V install



DEMO SLAB FOR NEW WALL CONNECTION TO FOUNDATION, REFER TO CIVIL PLAN

DEMO FOR NEW WINDOW REFER TO FLOOR PLAN

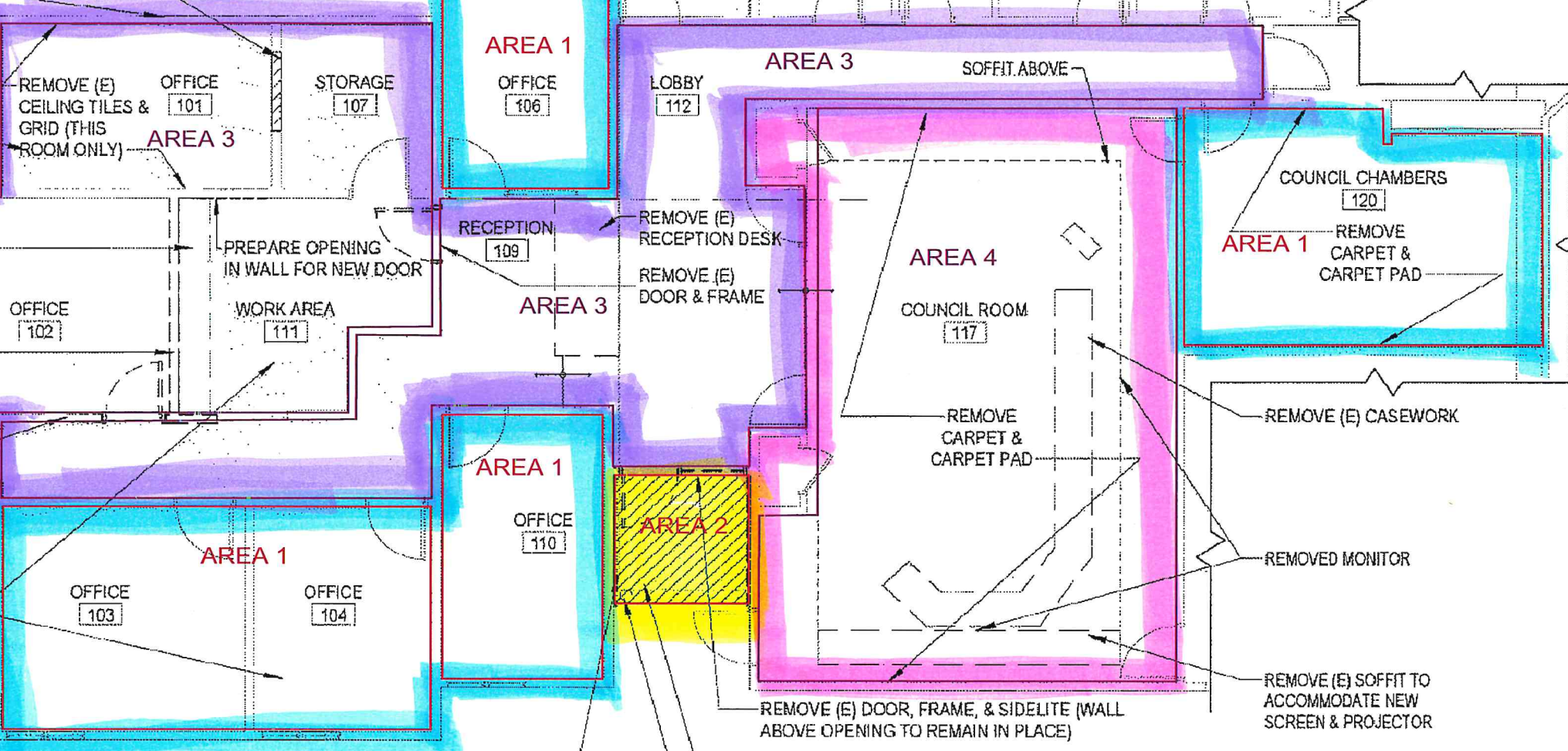
RELOCATE ELECTRICAL CONDUITS FOR NEW CEILING

REMOVE EXISTING CASEWORK

REMOVE WALL

PREPARE OPENING IN (E) WALL FOR NEW DOOR

REMOVE (E) CARPET AND CARPET PAD IN OFFICES, WORK AREA, RECEPTION, AND HALLWAY



REMOVE & SALVAGE (E) EXTERIOR SIDING TO EXTENT REQUIRED FOR NEW OFFICE, REFER TO FLOOR PLAN, TYP.

REMOVE (E) DOOR, FRAME, & SIDELITE (WALL ABOVE OPENING TO REMAIN IN PLACE)
 REMOVE (E) SIDEWALK, EXTENT REQUIRED FOR NEW OFFICE FLOOR SLAB
 REMOVE (E) DOWNSPOUT, SALVAGE FOR RELOCATION

1 DEMO PLAN
 Scale: 1/8" = 1'-0"